

Infortuni tra i lavoratori stranieri 2008-2009

INAIL



30.796

-4,9%


29.280



112.845

-20,3%

89.913



143.641

2008

TOTALE

-17,0%

2009

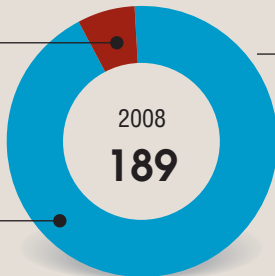
119.193

FEMMINE

13

MASCHI

176



Casi mortali

-7,7%

-21,6%

TOTALE

-20,6%

2008

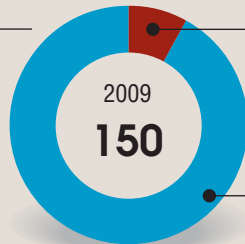
189

FEMMINE

12

MASCHI

138



2009

150